

# How to access to HCA Free Trial Subscription Key

October 2023

# How to get access to HCA Free Trial subscription Key

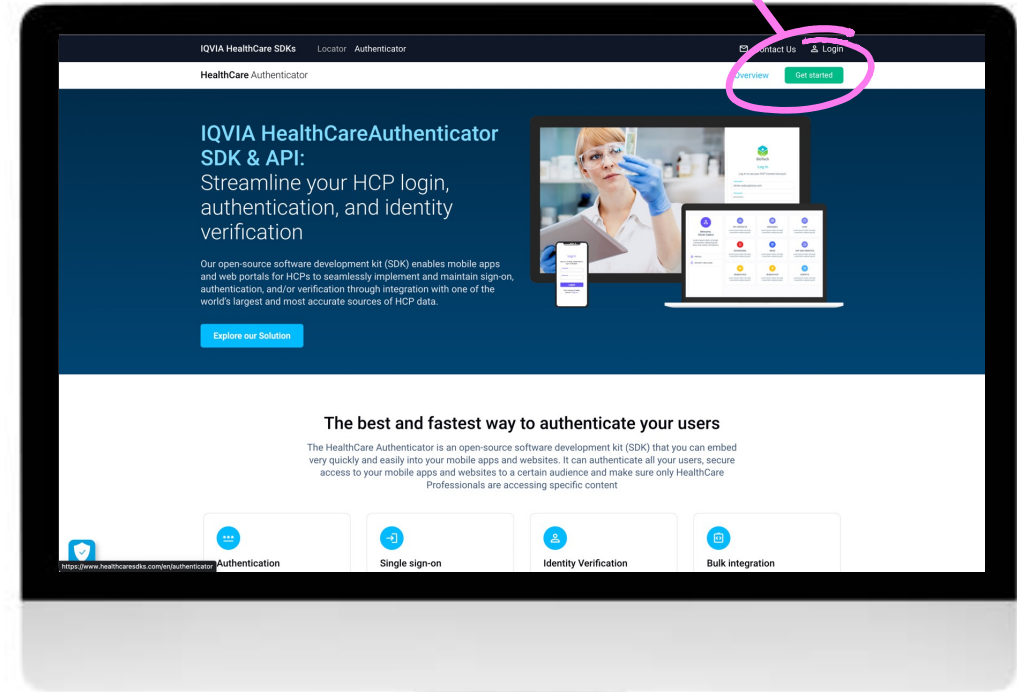
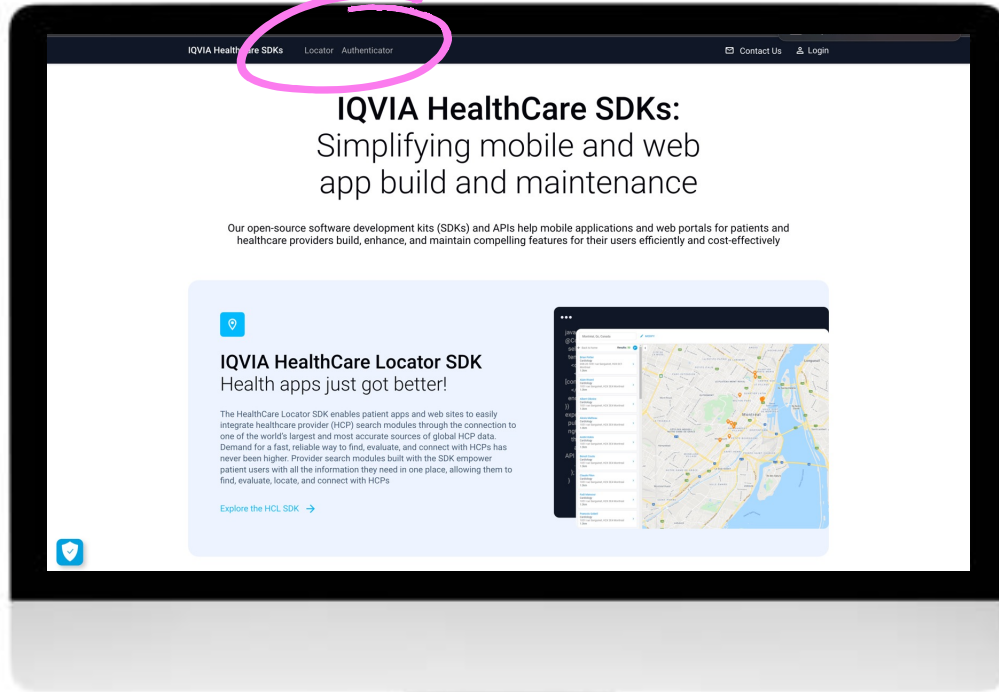
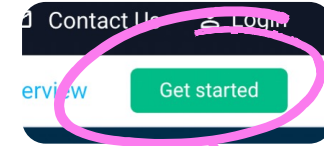
## HealthCare Authenticator

1 Go to <https://www.healthcaresdks.com>

Locator Authenticator

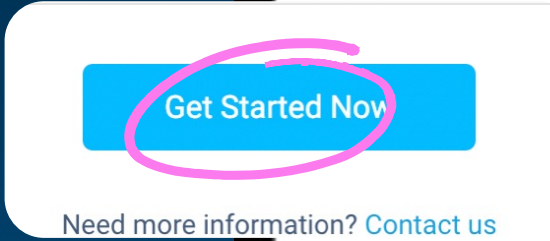
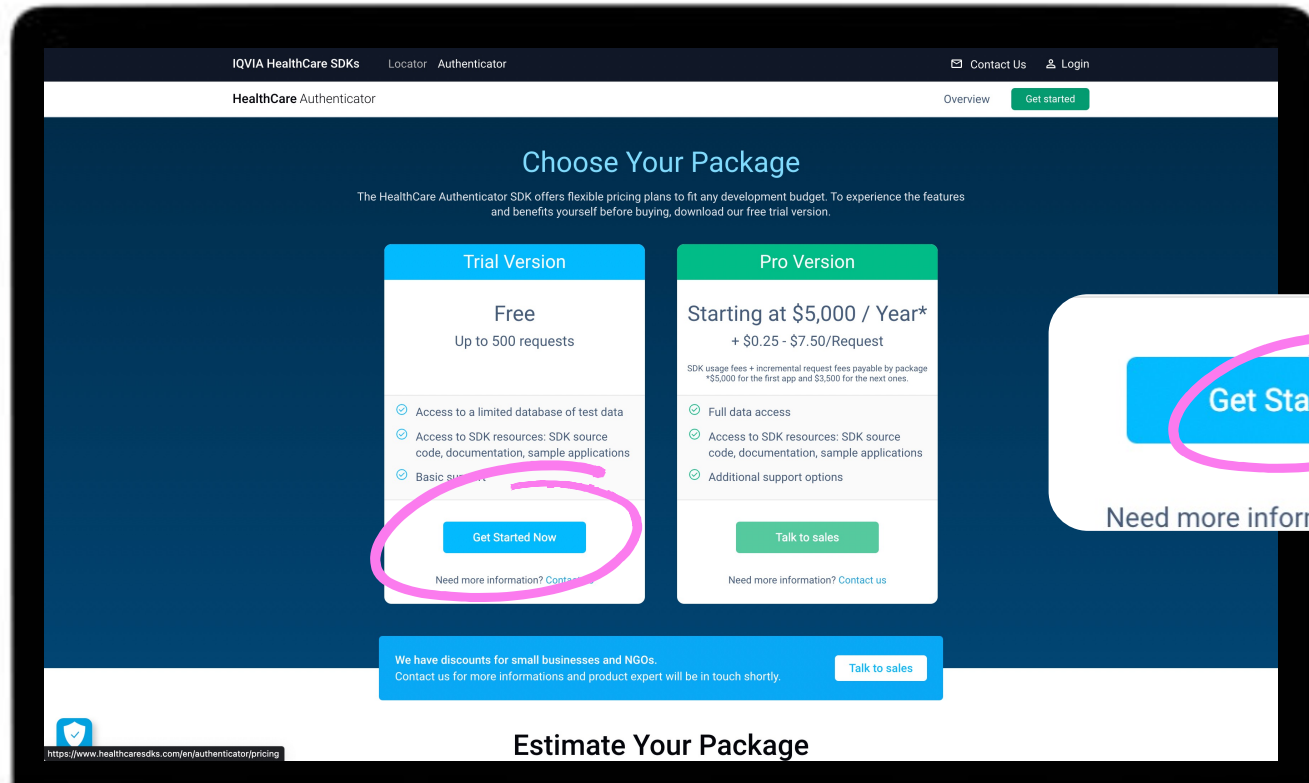
2 Click on Authenticator in the main menu

3 Click on Get started



# How to get access to HCA Free Trial subscription Key

## HealthCare Authenticator



Click on Get started now

# How to get access to HCA Free Trial subscription Key

HealthCare Authenticator

## IQVIA HealthCare SDKs

### Sign Up

Enter your information below to set up a new account and get started with The HealthCare Locator SDK

Business email\*

ocadou@yopmail.com

5

Receive verification code

First name\*

Last name\*

Password\*

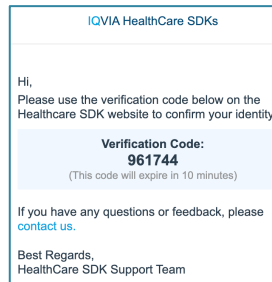
Confirm password\*

5

Enter your email address and click on Receive verification code



Check your mailbox and get the verification code



6

Enter the code and click on Verify code.

## IQVIA HealthCare SDKs

### Sign Up

Enter your information below to set up a new account and get started with The HealthCare Locator SDK

Business email\*

ocadou3@yopmail.com

Verification code\*

748128

6

Haven't received an email? Please check your spam folder to make sure it's not in there or click on the button below to receive a new code.

Verify code

Receive new code

# How to get access to HCA Free Trial subscription Key

HealthCare Authenticator

## IQVIA HealthCare SDKs

### Sign Up

Enter your information below to set up a new account and get started with The HealthCare Locator SDK

Business email\*  
ocadou5@yopmail.com

First name\*  
OLIVIER

Last name\*  
CADOU

Password\*  
.....

Confirm password\*  
.....

\* Mandatory fields

I accept [Terms of Use](#) of the site

**Create Account**

Already have an account? [Log In](#)

© 2022. All rights reserved. Need help? [Contact us](#)

7

Fill the form and create your account on <https://www.healthcaresdks.com>

8

Fill the form, choose your countries and Activate your free trial.

7

## IQVIA HealthCare SDKs

### Start your Healthcare Authenticator free trial

Before you start your free trial, please fill out all the necessary information.

Company Name\*  
TEST5\_2022

Application/Website name\*  
TEST5\_2022\_WS

Application URL\*  
http://www.test5.com

\* Mandatory fields

I accept [The HealthCare Authenticator SDK Terms\\*](#)

**Activate my free trial**

**Trial Version**

You have up to 500 requests of Automatic Identity Verification. This version is valid for 1 month.

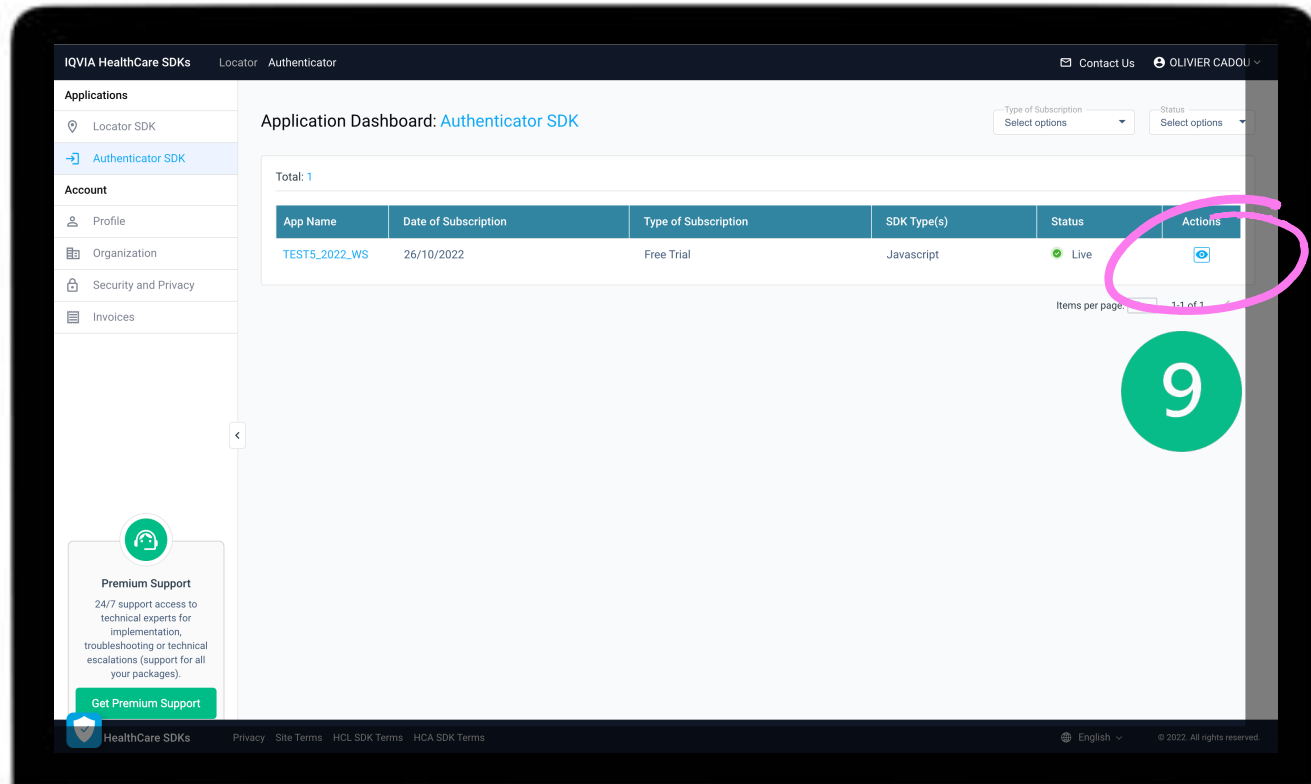
Need more data and options? [Upgrade](#) to the Pro Version.

© 2022. All rights reserved. [Contact us](#)

8

# How to get access to HCA Free Trial subscription Key

## HealthCare Authenticator



### Actions



You are automatically redirected to your dashboard. Click on the eye at the right of the name of your app.



Check your mailbox you have received a confirmation email

### IQVIA HealthCare SDKs

Dear Olivier Cadou,

**Thank you for subscribing to our HealthCare Authenticator Free Trial!**

With your free trial, you will have access to 500 requests of Automatic Identity Verification.

You can now start integrating the HCA SDK or API on TEST5\_2022\_WS. Go to your dashboard and choose your type of integration from the "Integration" menu.

[Access your dashboard](#)

If you have any questions or feedback, please contact us.

Best Regards, HealthCare SDKs Team

# How to get access to HCA Free Trial subscription Key

## HealthCare Authenticator

10

Click on Information and you will access to the information about your integration type. By default, the integration type is set to Server-side.

If you have such an integration, you do not need to take any action.

If you have a Client-side or Identity Verification API type integration:

11

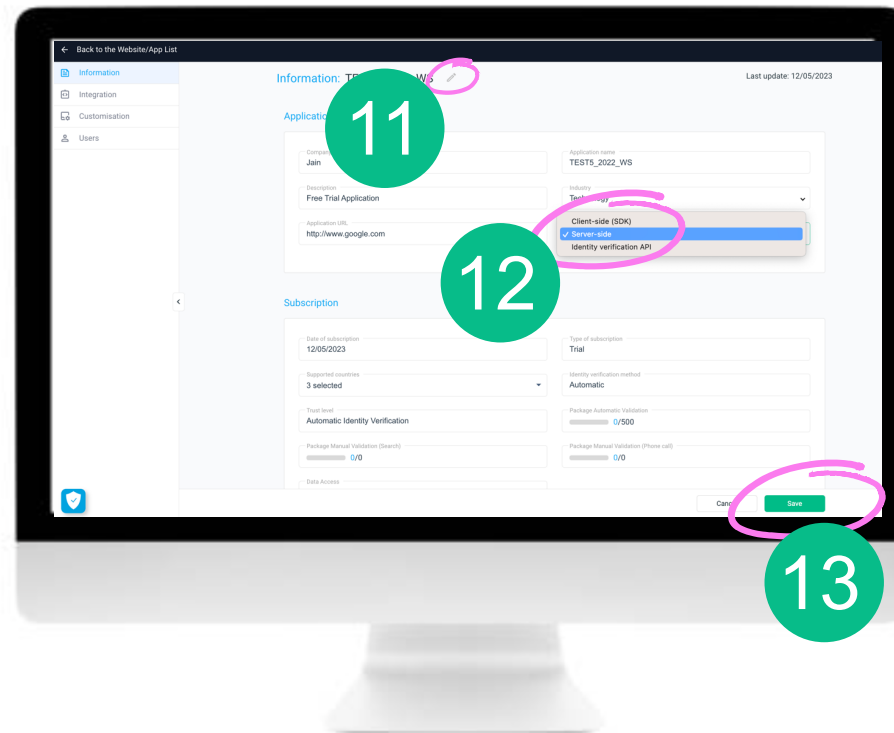
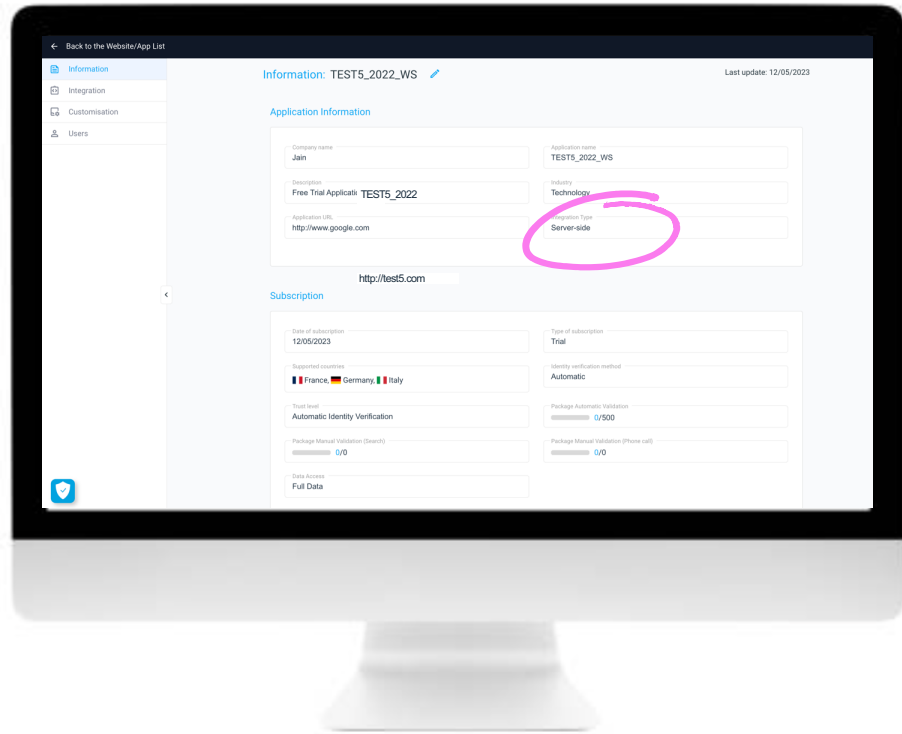
Click on the pen icon to edit the information

12

From the dropdown list, select your integration type

13

Save your change



# How to get access to HCA Free Trial subscription Key

## HealthCare Authenticator

14

Click on Integration and you will access Client ID, API Key, Secret Key depending on the integration type you have chosen

Back to the Website/App List

Information

Integration

Customisation

Users

Information: TEST5\_2022\_WS

Last update: 12/05/2023

Application Information

Company name: TEST5\_2022\_WS

Application name: TEST5\_2022\_WS

Industry: Technology

Integration Type: Server-side

Application URL: http://www.google.com

Custom URL: http://test5.com

Type of subscription: Trial

Identity verification method: Automatic

Supported countries: France, Germany, Italy

Trust level: Automatic Identity Verification

Package Automatic Validation: 0/500

Package Manual Validation (Search): 0/0

Package Manual Validation (Phone call): 0/0

Data Access: Full Data

14

### Server-side integration

Integration: TEST5\_2022\_WS

Identification

You can integrate our HealthCare Authenticator solution into your application using the below Client ID and secret key.

Client ID: \*\*\*\*\*

Secret key: \*\*\*\*\*

Authentication

You can integrate our HealthCare Authenticator solution to benefit from an additional identity provider using Authenticator's Client ID and below information.

Redirect URLs

URL: http://localhost:8080

The URLs we will accept as destinations when returning authentication responses (tokens) after successfully authenticating users. Also referred to as reply URLs.

Scopes

Scope: https://onekeysdk.onmicrosoft.com/profile.basic

Scope: https://onekeysdk.onmicrosoft.com/profile/extended

Discovery URL: https://onekeysdk.k2dlogin.com/onekeysdk.onmicrosoft.com/v2.0/.well-known/openid-configuration?c=82C-1A\_HCA\_SIGNUP\_SIGNIN

### Client-side integration

Integration: TEST5\_2022\_WS

Identification

You can integrate our HealthCare Authenticator SDK into your application using the below Client ID.

Client ID: \*\*\*\*\*

Authentication

You can integrate our HealthCare Authenticator SDK to benefit from an additional identity provider using Authenticator's Client ID and below information.

Redirect URLs

URL: http://localhost:8080

The URLs we will accept as destinations when returning authentication responses (tokens) after successfully authenticating users. Also referred to as reply URLs.

Scopes

Scope: https://onekeysdk.onmicrosoft.com/profile.basic

Scope: https://onekeysdk.onmicrosoft.com/profile/extended

Discovery URL: https://onekeysdk.k2dlogin.com/onekeysdk.onmicrosoft.com/v2.0/.well-known/openid-configuration?c=82C-1A\_HCA\_SIGNUP\_SIGNIN

### Identity verification API

Integration: TEST5\_2022\_WS

Identity Verification

You can use our HealthCare Authenticator Identity Verification API using the below API Key.

API Key: \*\*\*\*\*

API endpoint

You can use our HealthCare Authenticator Automatic Identity Verification API using the below endpoint.

URL: https://api.healthcaresdks.com/